

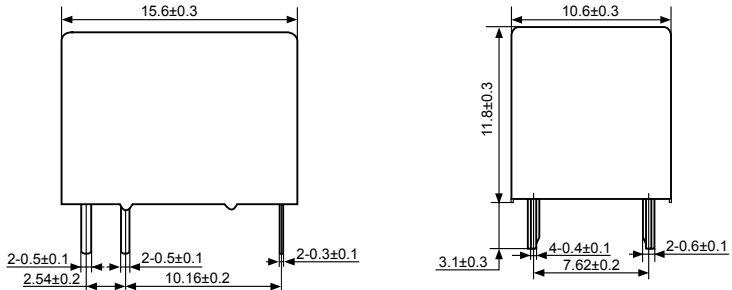
COIL DATA

Ambient Temperature: 23°C

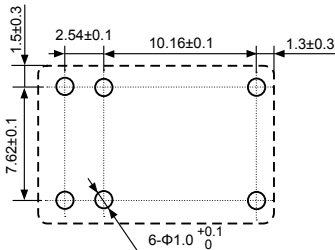
Model	Nominal Voltage VDC	Coil Resistance Ω +/-10%	Operate Voltage \leq VDC	Release Voltage \geq VDC	Coil Power mW
HRS1-S-DC3V	3	25	2.1	0.3	360
HRS1-S-DC5V	5	70	3.5	0.5	
HRS1-S-DC6V	6	100	4.2	0.6	
HRS1-S-DC9V	9	225	6.3	0.9	
HRS1-S-DC12V	12	400	8.4	1.2	
HRS1-S-DC24V	24	1600	16.8	2.4	
HRS1H-S-DC3V	3	45	2.25	0.3	200
HRS1H-S-DC5V	5	125	3.75	0.5	
HRS1H-S-DC6V	6	180	4.5	0.6	
HRS1H-S-DC9V	9	405	6.75	0.9	
HRS1H-S-DC12V	12	720	9.0	1.2	
HRS1H-S-DC24V	24	2880	18.0	2.4	

OUTLINE, WIRING DIAGRAM, MOUNTING HOLE LAYOUT (UNIT: mm)

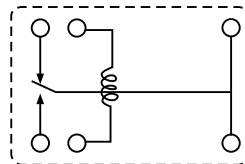
Outline



Mounting Hole Layout (Bottom View)

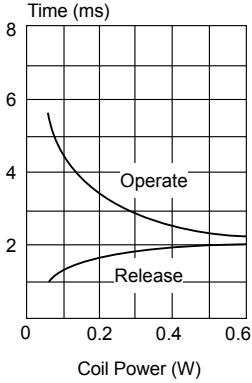


Wiring Diagram (Bottom View)

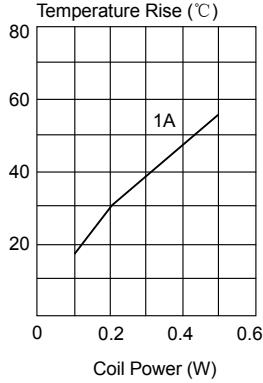


REFERENCE DATA

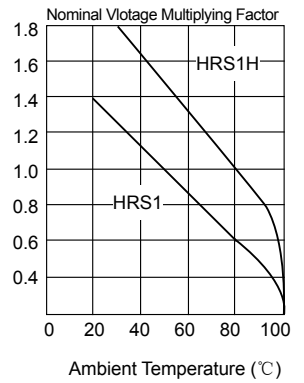
Timing



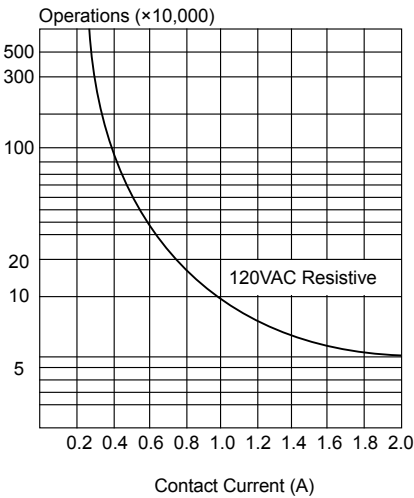
Coil Temperature Rise



Operate Range



Life Curve



Maximum Switching Power

